

# school gift bag "Carrot"

Instructions No. 865



School bag for school enrolment "Rabbit & Carrot"

## School bag handicraft instructions: Rabbit & Carrot

- Twist the **school bag** together and fix it with tape or hot glue
- Lay the crepe tape double and **stick** it around the inside of the edge of the **school bag**
- From the template a Stencil finished one and Felt cut out the rabbit parts from the white
- Glue the long arm piece together at the ends, put it over the tip on the school bag and fix it
- Now glue the body, the head and the tail on top of each other
- With the Pearl Pen the eyes, paws, nose, whiskers and tail work out
- Allow to dry well
- Cut into the Felt ribbon prong and stick it around the outside of the school bag, **and a** small piece to the tuft of grass under the rabbit
- **Keep** a remainder for the bow to tie up the **school bag**
- Paint with black Hobby Color and a Bristle brushes small strip around the carrot
- **Fill** the **school bag** and pull it together with a large loop and work in the grass
- Cut the protruding end into strips with scissors and pluck them apart

### Extra tip:


Have the appropriate Ribbon ribbon to tie the school bag ready (approx. 50.cm long)

Ready is the **school bag "carrot and rabbit"!**


Under the following links you will find more ideas for creative tinkering of school bags with handicraft instructions


- [Tinkering with our idea for the "Crocodile" school bag](#)
- [Our creative handicraft instruction school bag "toadstool" tinker](#)
- [Our creative school bag "Freak" tinker](#)
- [Our storage schoolbag "Schoolbag ABC" tinker](#)

#### Recommendations





**3,49 €**

1 Add to cart 





**1,15 €**

1 Add to cart 





**0,49 €**

1 Add to cart 





**2,29 €**

1 Add to cart 




**4,49 €**

1 Add to cart 



**16,99 €**

1 Add to cart 

Article information:

<b>Article number</b>	<b>Article name</b>	<b>Qty</b>
704434-01	School gift bag from photo cardboardOrange (unfortunately sold out)	1
706636-13	VBS CrêpepaperGreen	1
600170	VBS Polystyrene ball, Ø 5 cm	1
550505-14	VBS Bristle brushes "Nature"Size 14	1
21904	VBS Scissors "Soft-Grip", set of 2	1
51163	Hot glue gun, 15-80 Watt	1