

Osterhasen basteln















Instructions No. 202





As is well known, the Easter Bunny brings the eggs. In our handicraft tip it gets even better. These two cute bunnies are made of divisible papier-mâché eggs and the lying bunny can even hide in Easter eggs his big belly.

A great Easter decoration, one that is also very easy and quick to design!

Empfehlungen

 1,25 € 1 Add to shopping cart 	 1,25 € 1 Add to shopping cart 	 3,39 € 1 Add to shopping cart 
 2,69 € 1 Add to shopping cart 	 2,69 € 1 Add to shopping cart 	 2,69 € 1 Add to shopping cart 
		

2,69 €	2,69 €
1 Add to shopping cart 	1 Add to shopping cart 

Article information:

Article number	Article name	Qty
706674-85	Photo cardboardDark brown	1
706674-72	Photo cardboardLight brown	1
566902-01	edding 404 "permanent marker"Black	1
560078-08	VBS Craft paint, 15 mlLavender	1
560078-21	VBS Craft paint, 15 mlLemon Yellow	1
560078-25	VBS Craft paint, 15 mlOrange	1
560078-30	VBS Craft paint, 15 mlRed	1
560078-60	VBS Craft paint, 15 mlBrown (leider ausverkauft)	1