

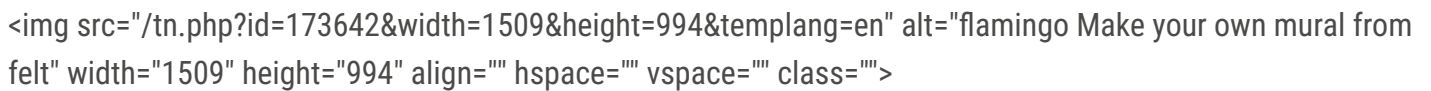
Make your own tropical decorations: flamingo from felt

Instructions No. 3396

Difficulty: Beginner 


Working time: [1 hour](#)

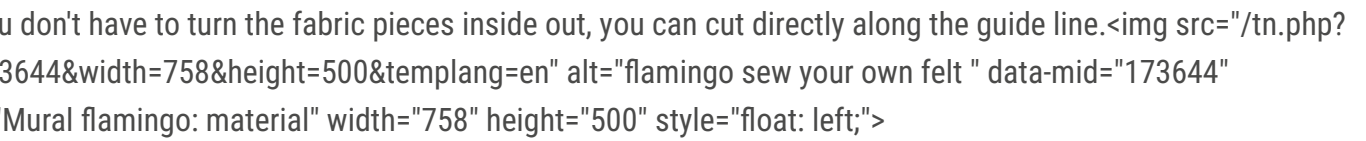
This summer, tropical motifs such as flamingos are on trend and bring a summery flair to your home. In this step-by-step guide, I'll show you how to make your own flamingo from felt . This project combines craftsmanship and creativity.



Create a template and transfer it to felt

To start the project, print out the flamingo-template and transfer it to the colored craft felt by tracing the contours with a masking pen or pencil. Cut out the felt along the drawn lines.



As you don't have to turn the fabric pieces inside out, you can cut directly along the guide line. 
id=173644&width=758&height=500&templang=en" alt="flamingo sew your own felt " data-mid="173644"
title="Mural flamingo: material" width="758" height="500" style="float: left;">

Sew summer motifs together

You can easily sew flowers and palm leaves together. Use pins, to secure the sewing pieces. Thread the flower petals one by one onto the yarn and sew them together. You can also sew on the flower details with sewing thread.



flamingo sew and fill

The flamingo should be particularly eye-catching. Details such as the wing and the beak are sewn onto the flamingo or between the two layers of fabric.

Sew the contours of the flamingo together and leave a small opening on the belly to fill it with wadding.

Use a chenille wire as legs, which remain flexible, and then close the hole. Trim the wire with scissors if necessary.

Positioning flowers and leaves

You can arrange a beautiful picture with the flamingo and the flowers and palm leaves. The result is a beautiful mural that will fill your home with good humor. You can attach the flamingo to a lamp, for example, or use an old cage. You can also create your own cage from twigs.

I wish you much joy with your self-made flamingo! Visit our [VBS online store](#) now to discover all the materials you need and get started right away!

Must Have

VBS Craft felt assortment "22 colours"

● **9,95 €**

[Item details](#)

Quantity:

Add to
cart 

New instructions

Straight to your inbox every week

register now >

Article information:

Article number	Article name	Qty
22723	VBS Craft felt assortment "22 colours"	1
393508	VBS Sewing thread set "Assorted colours"	1
232487	VBS Fill wadding, white, 300 g	1
630535	VBS Chenille wire "Colormix", 50 cm, set of 100	1
360259	Prym sewing needles No. 3-7	1
970373	VBS Handicraft scissors "Pointed"	1
302920	Marker pen, Prym	1