


# Macramé hanging chair

**Instructions No. 2257**

Difficulty: Challenging 

Working time: [32 Hours](#)

Knotting fun for the wellness oasis: the hanging chair is a classic macramé project, ideal for the next relaxing hours of knotting.

## Required knots:

- Lark's head knot backward
- Square knot - facing right

## And this is how you knot

- Cut 28 x 400 cm long strands from the cotton cord. Double the strands and tie them all with the lark's head knot backwards to the beech round stick. Fix this rod firmly to a table or between two shelves. Use extra strong tape for this.
- Start with the square knot. Do not tie the knots close together, but space them out. The spacing is about 2 cm for our hanging chair. Tie row after row in this way until you reach the end of the cord (makes about 30 to 35 rows). Pull the knotted macramé piece off the round rod.
- Knot a second macramé piece as just described, so that you then have two macramé pieces knotted in the same way.

The next step is to knot these two parts together: Place both macramé pieces next to each other so that all the individual cord end pieces are facing each other. Knot the end pieces together very tightly, they will later be combed up into decorative fringes.

## Knot suspension

Cut 28 x 250 cm to 300 cm (depending on how long you want your chair to hang down) long cord strands. Always pull two of the cords through four opened lark's head knots (these are the original hanging loops when tying the two individual pieces). Knot the cords tightly.

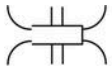
Knot each cord very tightly (with multiple knots) to the hanging rod. Finally, comb up all the cord ends and tie into a decorative knot with another piece of cord.




**Knot suspension cords on macramé piece**



**Knot very tightly and tie decorative knots**



Kreuzknoten - Nach rechts gerichtet



Lerchenkopfknoten rückwärts



**Please note**, our model is only an example, which is about the knotting technique. The load capacity depends on the yarn used and the solidity of the suspension. We estimate the load capacity in our knotting example to be approx. max. 60 kg, but this idea and indication is without guarantee.

**You are looking for more information about macramé?** In our [basic instructions macramé](#) we have summarized all the important information for you.

## Must Have

[Cotton cord "5 mm", White](#)

● **15,99 €** (1 m = 0,20 €)

[Item details](#)

Quantity:



1



Add to  
cart



## Article information:

<b>Article number</b>	<b>Article name</b>	<b>Qty</b>
13986	Cotton cord "5 mm"White	4
660488	Beech round barØ 20 mm	1
460019	VBS Patchwork ruler, 60 cm	1
70516	Protection-Adhesive tape	1