


# Funny ants made from polystyrene moulds and coloured aluminium wire


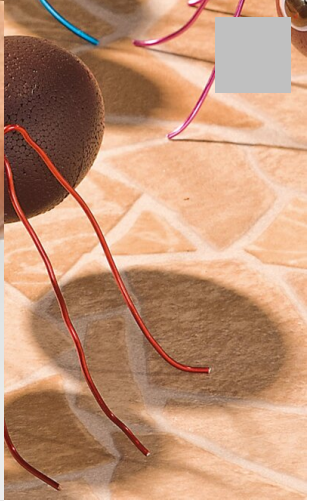


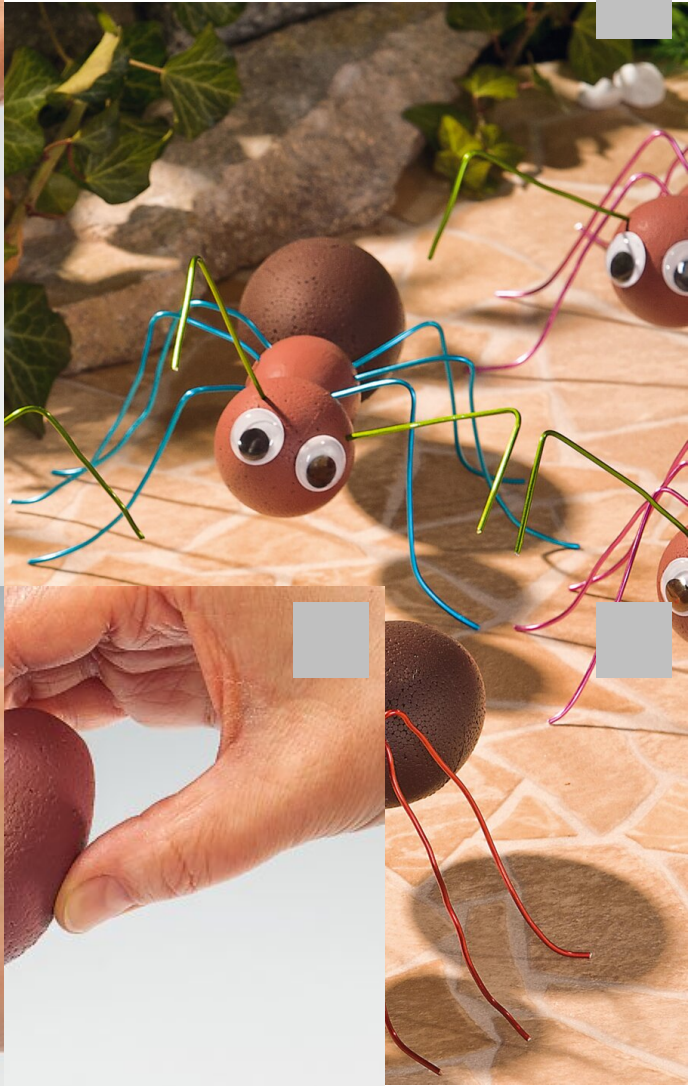

**Instructions No. 587**

Difficulty: Beginner


Working time: 30 Minutes

Tingling crawl - we make a large colony of ants from Polystyrene-forms and coloured aluminium wire. All parts are simply plugged together and Handicraft glue fixed with a little bit. And the queen even has a crown on.





re and glue Wobbly eyes  
ecoration.





[VBS Styrofoam eggs, 10 pieces, 6 x 4 cm](#)

●  
2,29 €

[Item  
details](#)

Quantity:

1

Add to shopping cart

#### Article information:

Article number	Article name	Qty
111065	VBS Handicraft glue	1
620789	VBS Wobbly eyes to glue on "Round", 20 mm, 30 pieces	1
671811-08	Decorative aluminium wire, 2 mmRed	1
671811-04	Decorative aluminium wire, 2 mmLight green	1
671811-03	Decorative aluminium wire, 2 mmTurquoise	1
671811-02	Decorative aluminium wire, 2 mmPink	1
560085-66	VBS Craft paint, 50 mlRed brown	1
560085-60	VBS Craft paint, 50 mlBrown	1
600439	VBS Styrofoam eggs, 10 pieces, 6 x 4 cm	1
616034	VBS Styrofoam egg, approx. 8 x 6 cm, 10 pieces	1
600170	VBS Polystyrene ball, Ø 5 cm	5
120371-10	VBS Flat brush "Easy-Brush"Size 10/10 mm	1
970014	VBS Assortment of pliers, set of 3	1