

Dreamcatcher with cast pendants

Instructions No. 2414




Difficulty: Advanced


Working time: 6 Hours

A dreamcatcher is supposed to protect the sleeper and keep negative influences away. With our instructions, you can make a personal dream catcher with pendants you cast yourself. The finished dream catcher is a wonderful gift idea for birth or for your loved ones.









lengths.



[Casting powder "Raysin 200", white, 1 kg](#)

6,99 €
(1 kg = 6,99 €)
~~RRP 8,49 €~~

[Item details](#)
Quantity:

1

Add to shopping cart



	Qty
--	-----

	Qty
	1
	1

17200	Clear Stamps "Schutzengel"	1
612142	Metal ring "Circle", WhiteØ 30 cm	1
756556-02	VBS Colour Concentrate, 25 mlBerry	1
756556-06	VBS Colour Concentrate, 25 mlGreen	1
418454	VBS Crochet ribbon "Cream", 10 mm, 10 m	1
54360601	Acrylic block set of 2	1
542708-08	Staz-On Stamp padBlack	1
14298	Rico Design Creative Cotton Cord SkinnyNature	1
14301	Rico Design Creative Cotton Cord SkinnyDust	1
756655-01	Glitter GlueWhite	1